

# PowerMaster 70 (Single Phase)

The PowerMaster 70 is a fully automatic floor mounted pumping station suitable for pumping both foul and storm water to a higher level when gravity drainage is not possible and/or economical to install.

It features a grinder pump and requires a 230 V mains power connection. It includes a pneumatic control panel to activate and deactivate the pump and alert if a high level condition is detected.

Like all our floor mounted pumping stations, it does not require civils works which makes it ideal for retrofitting into an existing buildings. Its compact chamber allows passage through standard door openings.

It can accept inlets from many orientations up to DN 100 to suit the applications and site requirements. It discharges to 1½" pipe which means it can be routed through narrow voids where larger diameter pipework cannot be installed.



## KEY FEATURES

- Suitable for pumping grey and foul water in accordance with BS EN 12050-1
- Quick and simple installation without needing civils works
- 1½" discharge for locations where discharge pipe diameter is restricted
- Compact, robust, odour-tight polyethylene tank
- Compact dimensions that allow passage through a standard door opening
- Control panel with high level alarm
- A range of accessories

## WASTE TYPE



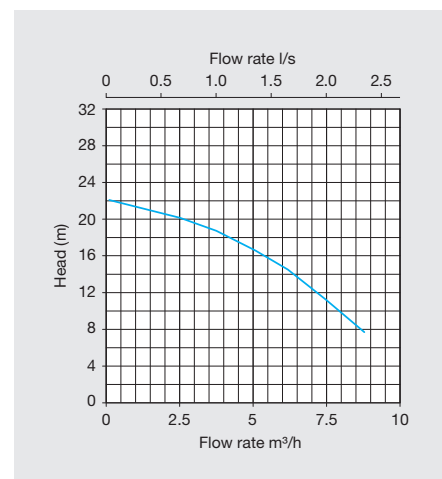
Grey



Foul

## TECHNICAL DATA

Power supply	230 V AC 1~
Number of pumps	1
Pump type	Grinder
Rated current	7.0 A
Motor rating (P2)	1700 W
Revolutions per min.	2900
Max vertical output	22 m
Max flow rate	2.2 l/s
Max liquid temp.	<40°C
Discharge size	1½"
Weight	58 kg
Tank capacity	70 l
Tank material	Polyethylene



## RECOMMENDED ACCESSORIES

### Hand membrane pump



#11010

### Microvent kit



#13001

### Microfilter internal filter

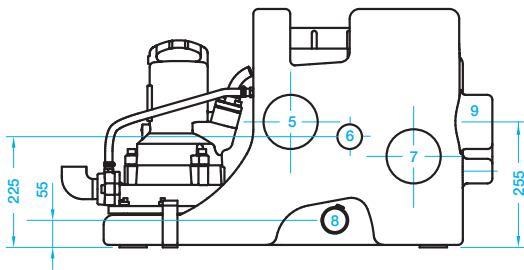
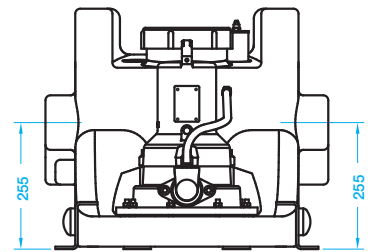
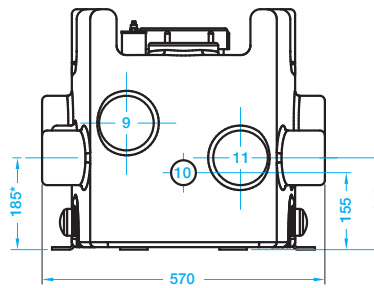
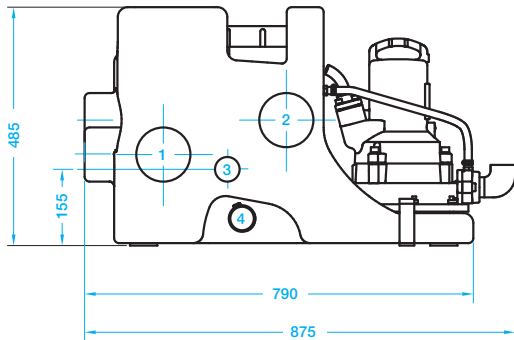


#13021

All our products can be customised to your requirements. For more information and advice please call our Sales Team on 01442 211554.

# PowerMaster 70 (Single Phase)

## DIMENSIONS

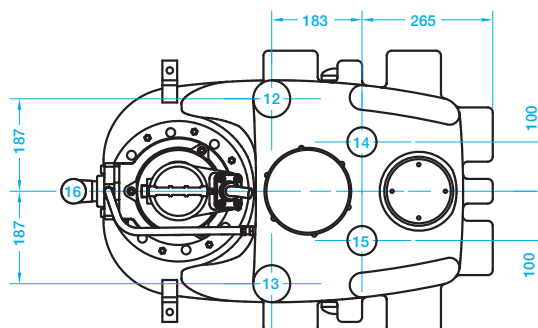


mm	Length	Width	Height
Chamber	875	570	485
Control panel	370	250	123

## Connections

1. Inflow DN 100\*
2. Inflow DN 100
3. Inflow DN 40
4. Drain DN 40
5. Inflow DN 100
6. Inflow DN 40
7. Inflow DN 100\*
8. Drain DN 40
9. Inflow DN 100
10. Inflow DN 40
11. Inflow DN 100\*
12. Inflow/Vent DN 70
13. Inflow/Vent DN 70
14. Inflow/Hand membrane pump DN 40
15. Level control DN 40
16. Discharge line 1¼"

\* not suitable for use under EN 12056



## DELIVERING PUMPED AND DRAINAGE SOLUTIONS FOR OVER 30 YEARS

Packaged pumping stations

Waste water pumping systems

Macerators and macerating toilets

Floor mounted pumping stations

Fat, oil and grease separating systems

Rainwater harvesting systems

Battery backup systems

Adoptable pumping stations

Submersible pumps

Accessories



We provide pumped and drainage products and services to the public and private sectors including residential, commercial, hospitality and retail. We are proud of the long-term relationships we have built with clients and partners, delivering cost effective, robust and dependable products and services.

### 12-MONTH GUARANTEE

Your products are protected by a 12-month guarantee. [Terms and Conditions](#) apply.

### HOW TO ORDER

Order online at [www.edincare.com](http://www.edincare.com)

Call Sales on 01442 211554

Email [sales@edincare.com](mailto:sales@edincare.com)

### PROJECT SERVICES

- Project design
- Site surveys
- Installations
- Refurbishments

### AFTERSALES SERVICES

- Planned servicing
- Emergency call outs
- Commissioning
- Monitoring

### DRAINAGE SERVICES

- Tankering
- Drain maintenance
- Surveys and investigations
- Repairs

### [www.edincare.com](http://www.edincare.com)

- Discover our products and services
- Order products online
- Case studies and articles
- Brochures and technical documents

## Protect your property with an Edincare Service Agreement

As with all pumped and drainage systems, regular maintenance is essential to ensure optimum performance and minimal downtime. Our Service Agreements comprises planned preventive maintenance visits at an agreed frequency, we also service other manufacturers' equipment regardless of type, make and age.

- ✓ Validates your building insurance
- ✓ Reduces the risk of failure
- ✓ Increases the life expectancy of your equipment
- ✓ Priority callouts and 24/7 out-of-hours service
- ✓ Reduced rates for emergency call outs
- ✓ Flexible payment options (Direct Debit)



+44 (0)1442 211554  
[info@edincare.com](mailto:info@edincare.com)

[www.edincare.com](http://www.edincare.com)  
[edincarepumps](https://www.facebook.com/edincarepumps)

Unit 7, Heron Business Park, Eastman Way,  
Hemel Hempstead, Hertfordshire, HP2 7FW

A Tricel Company  
[www.tricel.ie](http://www.tricel.ie)



Our policy is one of continuous product improvement, we reserve the right to change specifications and prices without prior notice. All information is given in good faith. No responsibility can be accepted for errors, omissions or incorrect assumptions.  
© 2025 Omni Pump International Ltd t/a Edincare Pumps & Edincare Drains.