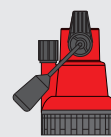


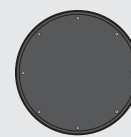
BlackSump



SYSTEM OVERVIEW



One free-standing automatic pump



Access cover, solid top, locking, polypropylene, pedestrian duty



1/4" Class E PVC pipework



1/4" Class E PVC discharge

The Black Sump is a fully automatic wastewater pump station suitable for pumping groundwater from a cavity membrane systems and/or surface water from lightwells to a higher level.

It is not suitable for receiving foul waste. Contact our Sales Team for advice on a suitable foul water packaged pumping stations for your property.

The system comprises a polypropylene chamber, 1/4" PVC internal pipework, a powerful 240 V submersible pump and a locking, pedestrian duty access cover.

The system is very versatile, enabling the installer to locate inlets to their specifications.

KEY FEATURES

- Vortex impellor for high flow rates
- Up to 65 litres storage capacity
- Compact chamber for limited space installations
- Ideal for an extension, outbuilding, basement or similar
- 350 mm x 350 mm clear opening
- Variable inlet positions to suit site
- A range of battery backup systems are available
- A range of alarms and remote alerts are available
- Quick and simple to install

WASTE TYPE



Grey



Ground



Surface



Storm

For groundwater and surface water applications where inflow cannot be controlled, twin pump systems complete with a high level alarm and battery backup system should be used, in accordance with BS 8102:2022 and PCA Guidelines. High level alarms and battery backup systems can be purchased to your specification.

RECOMMENDED ACCESSORIES

AquaSafe Alarm (Mini)



#22070

Plastic float bracket for mini float switch



#24077

UPS 2000



#29161

PowerShield 500



#37501

Rubber wall seals

110 mm 50 mm



#17010

#17012

Discharge reducer kit

1½" to 1¼" 2" to 1¼"



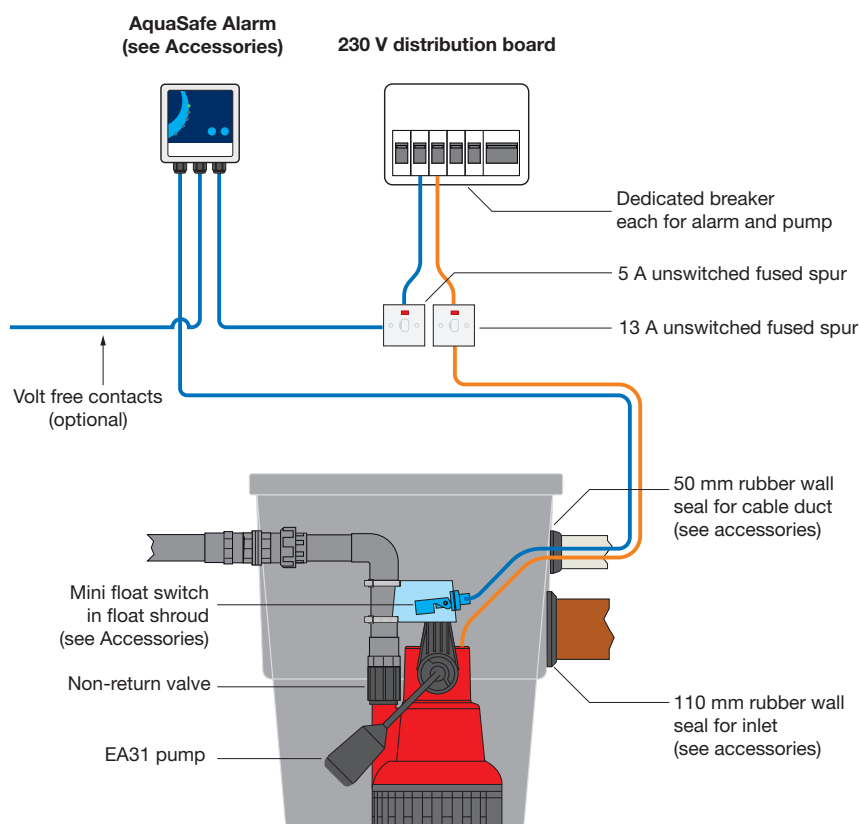
#8203

#8202

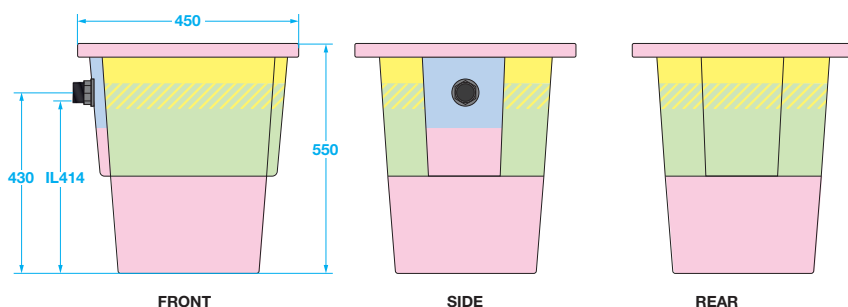
All our products can be customised to your requirements. For more information and advice please call our Sales Team on 01442 211554.

BlackSump

TYPICAL INSTALLATION



CHAMBER DIMENSIONS

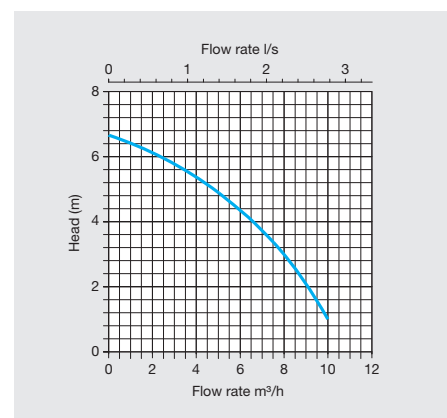


Permitted connection positions

Discharge only	Inlet location allowed	Cable ducts and vents only	No drilling allowed
----------------	------------------------	----------------------------	---------------------

PUMP SPECIFICATIONS

Number of pumps	One
Impellor type	Vortex
Control	Automatic
Power supply	230 VAC
Rated current	1.9 A
Motor rating (P2)	180 W
Revolutions per min.	2800
Discharge size	1 1/4"
Free passage	10 mm
Max. vertical output	6.8 m
Max. flow rate	2.9 l/s
Max liquid temp.	<40 °C
Cable length	5 m
Weight	5.2 kg



CHAMBER SPECIFICATIONS

Internal pipework	1 1/4" OD Class E PVC
Discharge pipework	1 1/4" OD Class E PVC
Lifting eyes	No
Maximum storage capacity	65 litres
Chamber material	Polypropylene
Dimensions (Ø x H)	Ø 420 mm x 550 mm
Clear opening	Ø 420 mm

ACCESS COVER

Material	Polypropylene
Cover type	Solid top
Locking	8 screws
Loading	Pedestrian duty
Clear opening	Ø 420 mm

DELIVERING PUMPED AND DRAINAGE SOLUTIONS FOR OVER 30 YEARS

Packaged pumping stations

Waste water pumping systems

Macerators and macerating toilets

Floor mounted pumping stations

Fat, oil and grease separating systems

Rainwater harvesting systems

Battery backup systems

Adoptable pumping stations

Submersible pumps

Accessories



We provide pumped and drainage products and services to the public and private sectors including residential, commercial, hospitality and retail. We are proud of the long-term relationships we have built with clients and partners, delivering cost effective, robust and dependable products and services.

12-MONTH GUARANTEE

Your products are protected by a 12-month guarantee. [Terms and Conditions](#) apply.

HOW TO ORDER

Order online at www.edincare.com

Call Sales on 01442 211554

Email sales@edincare.com

PROJECT SERVICES

- Project design
- Site surveys
- Installations
- Refurbishments

AFTERSALES SERVICES

- Planned servicing
- Emergency call outs
- Commissioning
- Monitoring

DRAINAGE SERVICES

- Tankering
- Drain maintenance
- Surveys and investigations
- Repairs

www.edincare.com

- Discover our products and services
- Order products online
- Case studies and articles
- Brochures and technical documents

Protect your property with an Edincare Service Agreement

As with all pumped and drainage systems, regular maintenance is essential to ensure optimum performance and minimal downtime. Our Service Agreements comprises planned preventive maintenance visits at an agreed frequency, we also service other manufacturers' equipment regardless of type, make and age.

- ✓ Validates your building insurance
- ✓ Reduces the risk of failure
- ✓ Increases the life expectancy of your equipment
- ✓ Priority callouts and 24/7 out-of-hours service
- ✓ Reduced rates for emergency call outs
- ✓ Flexible payment options (Direct Debit)



+44 (0)1442 211554
info@edincare.com

www.edincare.com
[edincarepumps](https://www.linkedin.com/company/edincarepumps)

Unit 7, Heron Business Park, Eastman Way,
Hemel Hempstead, Hertfordshire, HP2 7FW

A Tricel Company
www.tricel.ie



Our policy is one of continuous product improvement, we reserve the right to change specifications and prices without prior notice. All information is given in good faith. No responsibility can be accepted for errors, omissions or incorrect assumptions.
© 2025 Omni Pump International Ltd t/a Edincare Pumps & Edincare Drains.