

RemotaProTwin

The RemotaProTwin is a fully automatic floor mounted pumping system suitable for pumping waste from a complete bathroom to a higher level when gravity drainage is not possible and/or economical to install.

The system is suitable for installing either at the initial building stage or retro fitting to existing buildings and can accept waste connections from a toilet, basin, shower or bidet. The system consists of a robust polyethylene chamber, twin grinder pumps, internal pipe work, 2" PVC outlet and variable 110mm inlet.

The system does not need to be connected directly onto the toilet and as so is ideal for remote installation (indoors only) therefore the system can be concealed out of sight. The RemotaPro Twin is highly reliable due to powerful grinder pumps and is available with a variety of alarm and control options.

KEY FEATURES

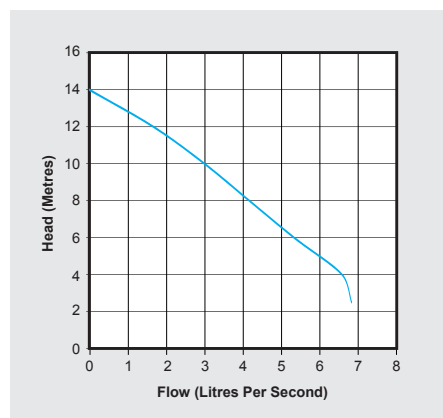
- Designed for remote installation, can be concealed out of sight
- Two heavy-duty grinder submersible pumps
- Robust polyethylene chamber with variable inlet positions
- Variety of control and high level alarm options available

SPECIFICATIONS

BS EN 12050-1:2015 Wastewater lifting plants for buildings and sites. Lifting plants for wastewater containing faecal matter.

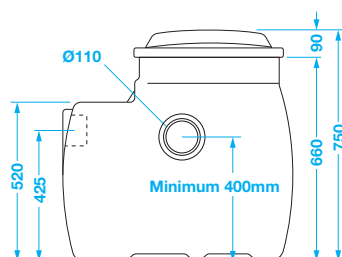
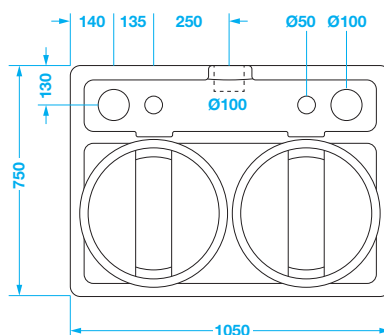


PUMP CURVE



Do not dispose of wet wipes, sanitary products, nappies, textiles, kitchen roll, newspaper or other non-soluble items into this product as these may cause a blockage.

DIMENSIONS (mm)



TECHNICAL DATA

CHAMBER SPECIFICATIONS

Discharge pipework	2"
Lifting eyes	No
Capacity	> 270 litres*
Chamber material	Tank-grade polyethylene
Chamber colour	Black
Total boxed weight	115 kg

PUMP SPECIFICATIONS (per pump)

Power supply	230 VAC
Rated current	5.1 A
Motor rating	750 W
Frequency	50 Hz
RPM	2850
Max. vertical output	14 m
Max. horizontal output	150 m
Max. flow rate	400 l/m
Max. liquid temperature	<40°C
Discharge size	2"
Cable length	10 m
Colour	Black
Float level (On)	200 mm
Float level (Off)	110 mm

* Storage capacity depends on 110mm inlet position.

WASTE TYPE



Grey



Foul

OPTIONAL EXTRAS



Pumps



Control equipment



Battery backup



Pipework (external)



Monitoring

All our products can be customised to your requirements. For more information on this please contact our sales team on 01442 211554.

DELIVERING PUMPED AND DRAINAGE SOLUTIONS FOR OVER 30 YEARS

Packaged pumping stations

Waste water pumping systems

Macerators and macerating toilets

Floor mounted pumping stations

Fat, oil and grease separating systems

Rainwater harvesting systems

Battery backup systems

Adoptable pumping stations

Submersible pumps

Accessories



We provide pumped and drainage products and services to the public and private sectors including residential, commercial, hospitality and retail. We are proud of the long-term relationships we have built with clients and partners, delivering cost effective, robust and dependable products and services.

PROJECT SERVICES

- Project design
- Site surveys
- Installations
- Refurbishments

AFTERSALES SERVICES

- Planned servicing
- Emergency call outs
- Commissioning
- Monitoring

DRAINAGE SERVICES

- Tankering
- Drain maintenance
- Surveys and investigations
- Repairs

12-MONTH GUARANTEE

Your products are protected by a 12-month guarantee. [Terms and Conditions](#) apply.

HOW TO ORDER

Order online at www.edincare.com

Call Sales on 01442 211554

Email sales@edincare.com

www.edincare.com

- Discover our products and services
- Order products online
- Case studies and articles
- Brochures and technical documents

Protect your property with an Edincare Service Agreement

As with all pumped and drainage systems, regular maintenance is essential to ensure optimum performance and minimal downtime. Our Service Agreements comprises planned preventive maintenance visits at an agreed frequency, we also service other manufacturers' equipment regardless of type, make and age.

- ✓ Validates your building insurance
- ✓ Reduces the risk of failure
- ✓ Increases the life expectancy of your equipment
- ✓ Priority callouts and 24/7 out-of-hours service
- ✓ Reduced rates for emergency call outs
- ✓ Flexible payment options (Direct Debit)



+44 (0)1442 211554
info@edincare.com

www.edincare.com
[edincarepumps](https://www.facebook.com/edincarepumps)

Unit 7, Heron Business Park, Eastman Way,
Hemel Hempstead, Hertfordshire, HP2 7FW



A Tricel Company
www.tricel.ie



Our policy is one of continuous product improvement, we reserve the right to change specifications and prices without prior notice. All information is given in good faith. No responsibility can be accepted for errors, omissions or incorrect assumptions.
© 2025 Omni Pump International Ltd t/a Edincare Pumps & Edincare Drains.