

Packaged pumping stations

DELIVERING PUMPED & DRAINAGE SOLUTIONS





Supporting you from tender to handover

PROJECT MANAGEMENT

We will take full responsibility for the complete project from tender through to handover. We will assign a dedicated project manager who will oversee the programme, ensuring its successful completion. They will serve as your primary contact, providing regular updates and offering expert advice when required.

INSTALLATIONS

Our services range from the installation of new control equipment, level controls, submersible pumps and grease removal units to full refurbishments. Our specialist engineers are trained in the use of gas detection equipment, confined space entry procedures and all relevant health and safety legislation.

PROJECT DESIGN

We will apply our extensive technical knowledge of pumped and drainage systems and a detailed assessment of your requirements to specify the perfect pump station for your site. We will work from site drawings or, where appropriate, undertake a thorough survey. Surveys are offered free and without obligation.

COMMISSIONING

Our comprehensive commissioning service consists of the electrical and mechanical installation of the pump equipment ensuring the system operates to the manufacturer's installation and operating guidelines. We also offer a handover service to the end user comprised of documentation and training.



PROGRAMME INTEGRATION

We have 25 years' experience of working on construction projects of all sizes. We understand the constraints required to advance a scheme to programme. Our project managers will coordinate with the main contractor and other sub-contractors to ensure we meet your schedule.

REFURBISHMENTS

For sites with pre-existing pumped drainage systems it can be more cost-effective and sustainable to refurbish or repurpose rather than replace. Our experienced engineers have completed many such projects, delivering quality pumping stations that will perform as well as any brand new system.

IN-HOUSE TANKER SUPPORT

Installing, commissioning, servicing or repairing pumping stations often requires tanker support.

Unlike most other pump companies, we operate a fleet of combi-tankers which can provide timely support to our pump engineers.

As well as tankering, our drainage engineers provide jetting and drainage CCTV. Like our pump engineers, they are fully trained in confined entry and breathing apparatus operation.

This in-house resource enables a level of planning and site coordination which would be very difficult to achieve through third parties.



Tailored for your project

Every element of your packaged pumping station will be carefully considered to ensure it perfectly suits your project's requirements. This includes reliability, longevity and ease of service. Our systems are designed to excel in their task and are built to last.


A CONTROLS

- Single or dual control panel
- High level alarms
- Integration with BMS
- Remote monitoring options




F SAFE LIFTING

Lifting eyes are incorporated within the top of the chambers to assist with off-loading and positioning.



B CLEAR OPENING

There are a variety of clear opening sizes for pump and man riding access (subject to chamber diameter).



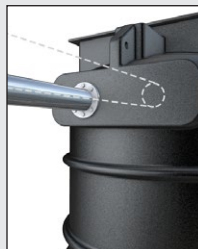
G CHAMBER

- Single piece tank-grade polyethylene
- Strengthening ribs throughout provide reinforcement and anchoring
- FEA tested for hydrostatic pressure and lift loadings



C CONNECTIONS

- Easy to install
- Inlets and outlets, cable and vent ducts
- Single or dual outlets can be positioned to order (subject to chamber diameter)




H LEVEL CONTROLS

A choice of floats, ultrasonics and pressure probes to suit every waste type and control philosophy.



D PIPEWORK

- High pressure PVC, galvanised steel or ductile iron
- Nine diameters from 32mm to DN150




I PUMPS

A wide range of pumps and configurations to suit every application. Selection by impeller type, duty, power and number of pumps.



E BASE


- The pedestal/s is attached to a base plate before siting into the chamber
- Unique chamber base construction provides strength and versatility
- Integral feet providing stability




J BENCHING

- Accommodates benching in accordance with design standards
- Directs waste water towards the pump/s preventing dead zones
- No flatter than 60°





Award-winning MagnaPro chambers



REINFORCED, ROBUST, RELIABLE

Conceived of experience, meticulously designed, optimised using finite element analysis and extensively pressure tested, our award-winning chambers are engineered to withstand the rigours of real-world ground conditions.

They are structurally reinforced with ribbing and have walls that are thicker for deeper chambers of any given diameter. Lifting eyes ensure safe and precise handling on site.

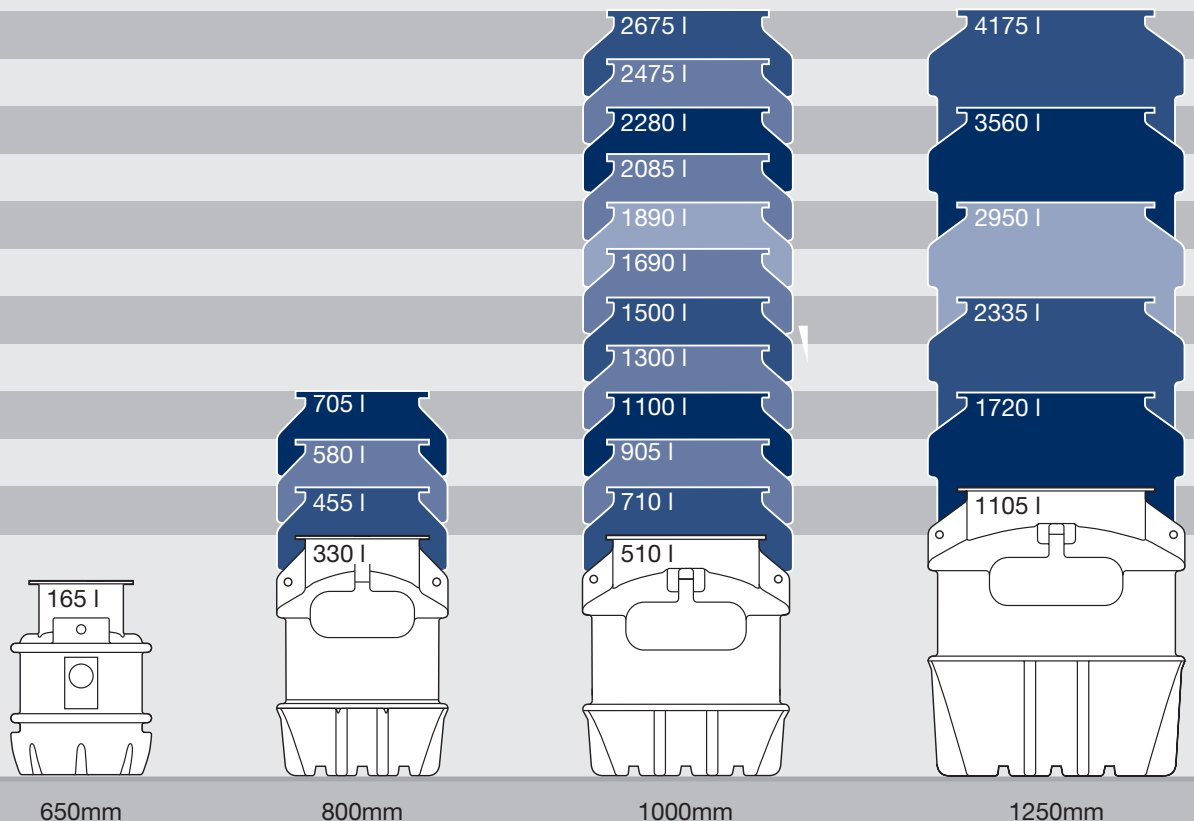
Our chambers are rotationally moulded from tank-grade virgin polyethylene. They are stronger, cheaper and easier to work than GRP equivalents.

They are simply the best pumping station chambers available.



DEPTH

4000mm
3750mm
3500mm
3250mm
3000mm
2750mm
2500mm
2250mm
2000mm
1750mm
1500mm
1250mm
1000mm



DIAMETER*

650mm

800mm

1000mm

1250mm


GRP CHAMBERS

Due to the many advantages they offer, we will always recommend a polyethylene MagnaPro chamber when one is suitable for a project.

However, for very large chambers there may be no alternative to GRP.

The MagnaGrand range provides our same high standard of pump station design and build, with chamber capacities exceeding 15,000 litres.

Our GRP chambers are manufactured to a high level of quality assurance.



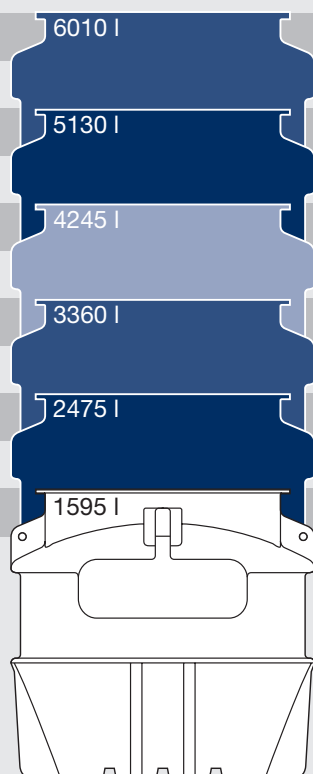
CONCRETE SUMPS

We can also install pumping stations in pre-built concrete sumps of any size, including pre-cast concrete ring chambers.

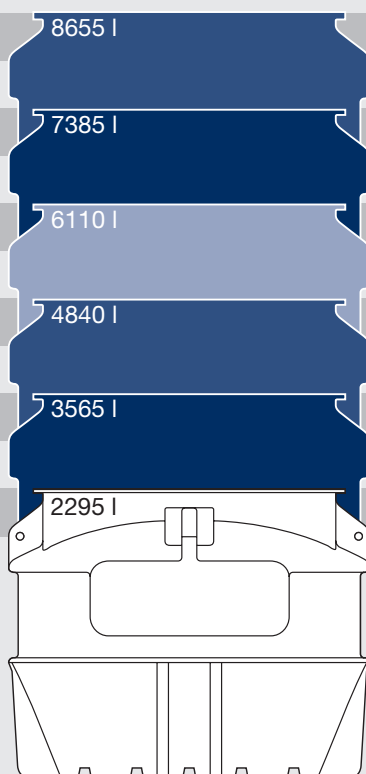
We offer free no obligation advice on concrete sump design. Good design prevents long term issues leading to frequent callouts.

Engage us as early as possible in the tendering process so we can maximise your pumping station's performance and prevent avoidable problems in the future.

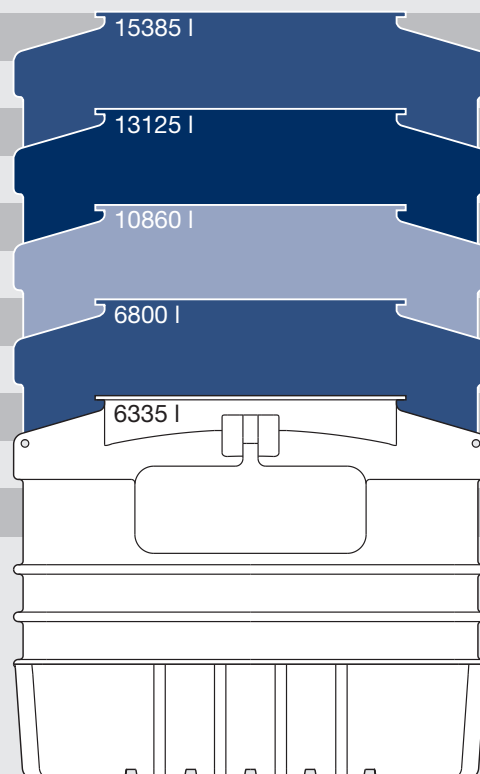
Max capacity in litres below highest inlet. * Chamber diameter Ø (please add 100mm for external diameter)



1500mm



1800mm



2400mm

The perfect pump for your project

We are proud to work with many leading pump manufacturers, who are recognised for their high quality, long-lasting and robust pumps and associated equipment. We are not limited to a single supplier so will choose the best pump for your project.

KEY FEATURES

- We hold a large stock for immediate availability
- We only use highly regarded, quality manufacturers
- We expertly select the best pump for your needs
- We offer all impeller types
- We provide unbiased advice



xylem
Let's Solve Water

SULZER

wilo



KSB

PENTAIR
JUNG PUMPEN

GRUNDFOS

FLYGT
a xylem brand



Ready for adoption

Many projects require a pumping station which can be adopted by the local water authority.

Sewers for Adoption, published by WRc plc, provides technical guidelines. Individual water authorities place additional constraints on the design of adoptable pumping stations.

We have worked closely with the water authorities for many years to deliver adoptable pumping stations that comply with all regulations.

Our comprehensive service includes project management, design, supply, installation and commissioning.

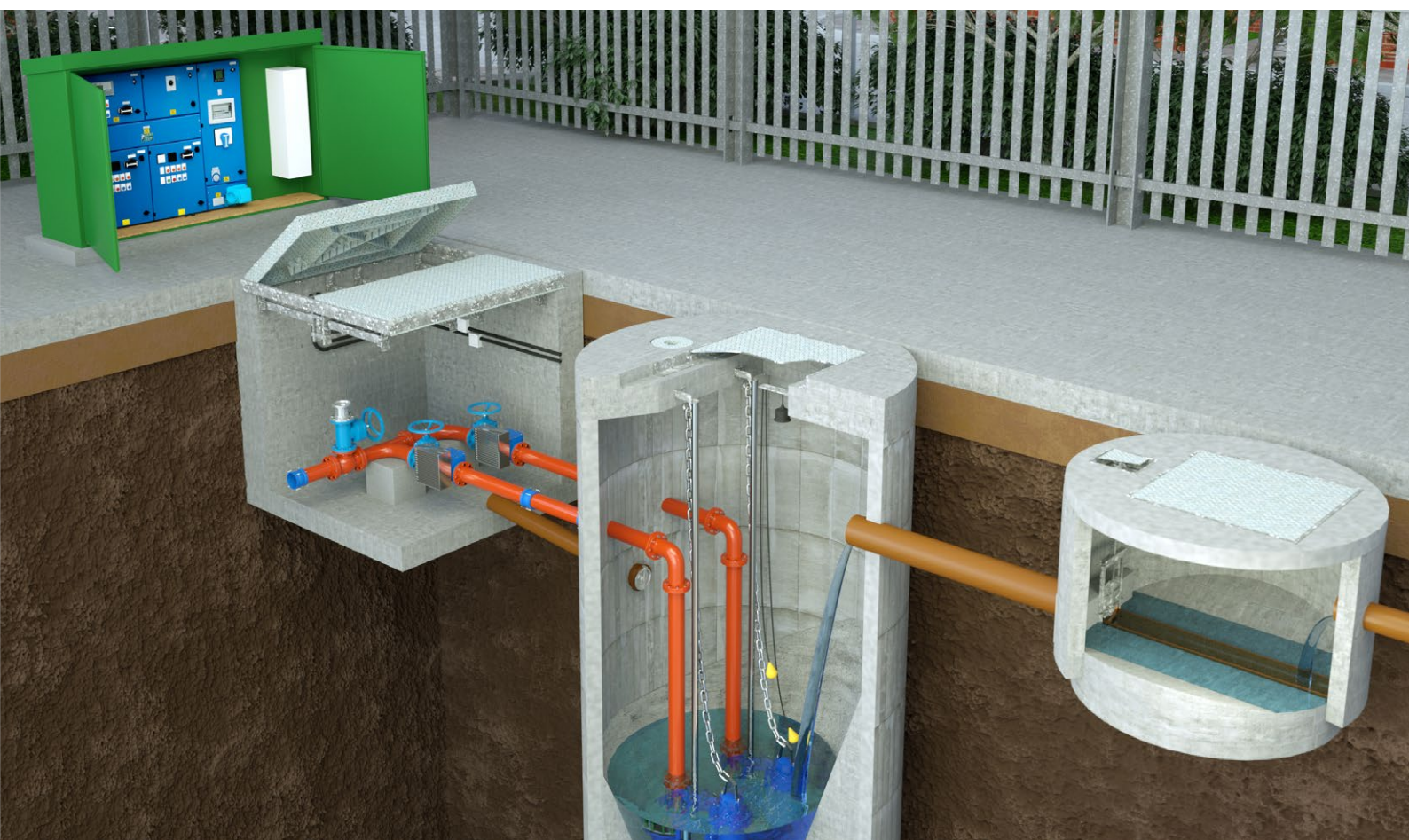
KEY FEATURES

- Specification to Sewers for Adoption guidelines
- Design including CAD and manufacturing drawings
- Project management
- Supply
- Installation including electrical and control systems
- Commissioning
- Full documentation
- Remote monitoring
- Servicing and maintenance

Our adoptable pumping stations meet the requirements of all the UK's waste water utilities



anglianwater



A recognised leader in pumped drainage

We are a market-leading provider of pumped drainage products and services to all sectors. Within the construction industry our customers include main contractors, ground engineers, MEP specialists and facilities management.

No other UK company provides as comprehensive a range of pumped drainage products.

Each product has been engineered to deliver optimal performance and reliability. Coupled with a wide range of pumps, options, and accessories, we can specify the perfect solution for any application.

We always consider the whole product lifecycle, including ongoing service requirements, when designing, manufacturing, and specifying products.

Innovation is our cornerstone, demonstrated by our MagnaPro chambers winning the CN Specialist Award for Innovation of the Year (Contractor) in 2020.

We invest in continuous training and career development of all our staff.

Our sales and production teams are acknowledged experts in designing and building quality pumping stations.

Our field engineers are all highly trained in every aspect of pumping station installation and repair, including electrical works to NICEIC standard, as well as confined entry and gas detection equipment.

Our large production facility and warehouse is always well stocked, as are our service vehicles, enabling us to solve site issues with minimal delay.



Your reliable supply chain partner

We are deeply committed to being a safe, ethical, and sustainable supply chain partner. To underline this commitment, we have achieved industry accreditation with CHAS, British Safety Council, Safe Contractor, ISO, PCA, FORS and NICEIC amongst others.

We are Safe PQQ Verified. This covers health and safety, equal opportunities and right to work, modern slavery, anti-bribery, quality management, GDPR, finance, and environmental responsibility.

Extending our longstanding SafeContractor accreditation, SafePQQ streamlines the tendering process by removing the need to complete pre-qualification questionnaires. It also illustrates our strong commitment to inclusivity and equal opportunities.

We are a SoPHE Industrial Associate. A part of the Chartered Institution of Building Services Engineers (CIBSE), the Society of Public Health Engineers aims to provide a higher profile and focus for public health engineers within CIBSE and more widely within the building services industry.

We share these aims and work to promote best practice in the PHE industry and other professional disciplines, as well as the public.



DELIVERING PUMPED & DRAINAGE SOLUTIONS

Edincare specialises in the manufacture, project design, sale, commission, service and repair of pumped solutions.

OUR PRODUCT RANGE

- Packaged pumping stations
- Waste water pumping systems
- Macerators and macerating toilets
- Floor mounted pumping stations
- Fat, oil and grease separating systems
- Rainwater harvesting systems
- Battery backup systems
- Adoptable pumping stations
- Submersible pumps
- Accessories



+44 (0)1442 211554
info@edincare.com
www.edincare.com
  edincarepumps

Unit 8, Heron Business Park, Eastman Way,
Hemel Hempstead, Hertfordshire, HP2 7FW

Part of the Edincare Group of Companies
www.edincaregroup.com



Our policy is one of continuous product improvement, we reserve the right to change specifications and prices without prior notice. All information is given in good faith. No responsibility can be accepted for errors, omissions or incorrect assumptions. © Copyright 2022 Omni Pump International Ltd t/a Edincare Pumps & Edincare Drains. All rights reserved.