

AutoFlushTwin c/w Timer Control Panel

The AutoFlushTwin is a fully automatic pumping station suitable for pumping grey water with small solids (smaller than 5 mm in diameter) to a higher level when gravity drainage is not possible and/or economical to install.

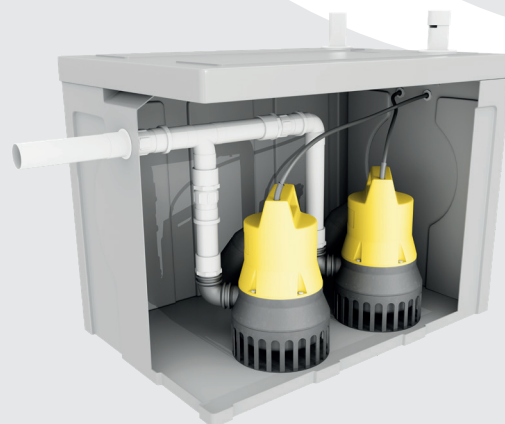
The compact tank is ideal for accepting waste from utility sinks, wash basins, tea points or similar. Edincare's 'OpenFlow' impellor technology enables discharge through small bore pipe work for installation through busy service voids and roof spaces.

The system consists of a sealed polyethylene chamber, internal pipe work and fittings, automatic 'OpenFlow' submersible pumps and solvent weld outlet connection. A control panel offers even wear for the two motors as well as a high level alarm and volt free contacts. Installation of optional low level floats enables a low level inlet into the chamber.

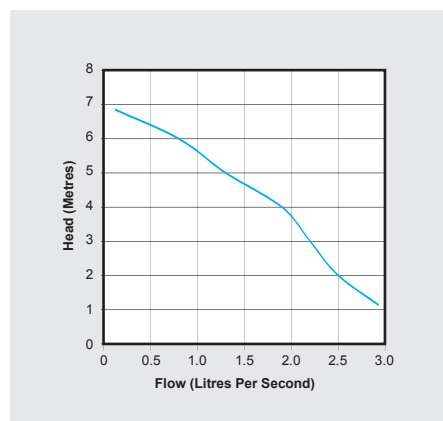
The AutoFlushTwin is easy to install as inlets can be drilled to suit site requirements (inlet information to be supplied at time of order).

KEY FEATURES

- Twin pumps to protect against pump failure and heavy water inflows
- Control panel for timed changeover, high level alarm and volt free contacts
- Edincare 'OpenFlow' technology enables pumping of waste water through small bore pipes
- Reliable automatic pumps suitable for soft solids up to 5mm in diameter
- Variable inlet positions offer high versatility on site (inlet information to be supplied at time of order)
- A range of remote alerts are available offering peace of mind to the end user
- Installation of an optional low level float enables a low level inlet into the chamber



PUMP CURVE

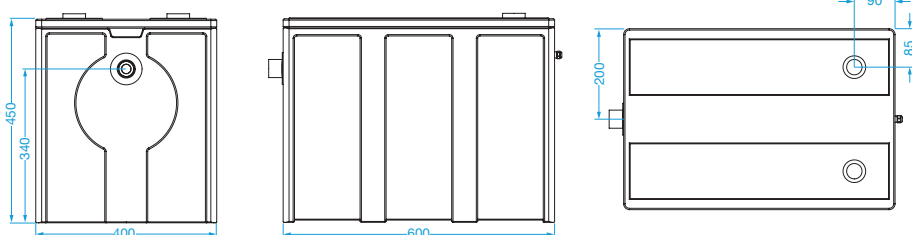


DIMENSIONS (mm)

Product	Length	Width	Height
AutoFlushTwin	600	400	450
Product	Length	Width	Height
Control Panel	400	400	200

TECHNICAL DATA

CHAMBER	
Colour	Grey
Material	Polyethylene
Weight	16.5 kg
Lifting eyes	No
Capacity	90 litres
External discharge size	32 mm
PUMP	
Number of pumps	2
Power supply	230 VAC
Rated current	1.4 A
Motor rating	320 W
Frequency	50 Hz
Revolutions per min.	2720 rpm
Max vertical output	7 m
Horizontal fall	1:200
Max flow rate	108 l/m
Max liquid temp.	<40°C
Free passage	10 mm
Discharge size	32 mm
Cable length	3 m
CONTROL PANEL	
Material	Metal
Volt free contact	Yes
Voltage	240 V
Volted contact	24 V
FLOAT	
Material	Polyethylene
Cable length	5 m



OPTIONAL EXTRAS



Pumps



Battery backup



Monitoring



Pipework (external)



Level controls



Additional inlets

SUITABLE FOR



Above ground



New build



Retro-fit

WASTE



Grey

All our products can be customised to your requirements. For more information on this please contact our sales team on 01442 211554.

DELIVERING PUMPED AND DRAINAGE SOLUTIONS FOR OVER 25 YEARS

Packaged pumping stations

Waste water pumping systems

Macerators and macerating toilets

Floor mounted pumping stations

Fat, oil and grease separating systems


Rainwater harvesting systems

Battery backup systems

Adoptable pumping stations

Submersible pumps

Accessories



We provide pumped and drainage products and services to the public and private sectors, including residential, commercial, hospitality and retail.

We are proud of the long-term relationships we have built with our clients and partners, delivering cost effective, robust and dependable products and services.

12-MONTH GUARANTEE

Your products are protected by a 12-month guarantee. Please refer to our Terms and Conditions at www.edincare.com

HOW TO ORDER

Order online at www.edincare.com
Call Sales on 01442 211554
Email sales@edincare.com

PROJECT SERVICES

- Project design
- Site surveys
- Installations
- Refurbishments

AFTERSALES SERVICES

- Planned servicing
- Emergency call outs
- Commissioning
- Monitoring

DRAINAGE SERVICES

- Tankering
- Jetting
- Drainage CCTV
- Surveys
- Cleaning and de-scaling
- Structural repairs
- Excavations
- Root cutting

www.edincare.com

- Discover our products and services
- Order products online
- Case studies and articles
- Brochures and technical documents

Protect your property with an Edincare Service Agreement

As with all pumped and drainage systems, regular maintenance is essential to ensure optimum performance and minimal downtime. Our Service Agreements comprises planned preventive maintenance visits at an agreed frequency, we also service other manufacturers' equipment regardless of type, make and age.

- ✓ Validates your building insurance
- ✓ Reduces the risk of failure
- ✓ Increases the life expectancy of your equipment
- ✓ Priority callouts and 24/7 out-of-hours service
- ✓ Reduced rates for emergency call outs
- ✓ Flexible payment options (Direct Debit)



+44 (0)1442 211554
info@edincare.com

www.edincare.com
edincarepumps

Unit 8, Heron Business Park, Eastman Way,
Hemel Hempstead, Hertfordshire, HP2 7FW

Part of the Edincare Group of Companies www.edincaregroup.com



Our policy is one of continuous product improvement, we reserve the right to change specifications and prices without prior notice. All information is given in good faith. No responsibility can be accepted for errors, omissions or incorrect assumptions. © Omni Pump International Ltd t/a Edincare Pumps & Edincare Drains. All rights reserved.