

# Magna900ProTwin (Vortex Model)

The Magna900ProTwin (Vortex Model) fully automatic packaged pumping station is suitable for pumping grey and foul water to a higher level when gravity drainage is not possible and/or economical to install.


The system provides 900 litre storage capacity, ideal for accepting waste from an extension, outbuilding, basement or similar. The pumps' vortex impellor provide reliable and effective pumping of grey and foul water.

The system consists of a polyethylene chamber, locking access cover, internal pipework and fittings, control panel, float switches, two submersible pumps with vortex impellers, and external compression adaptor.

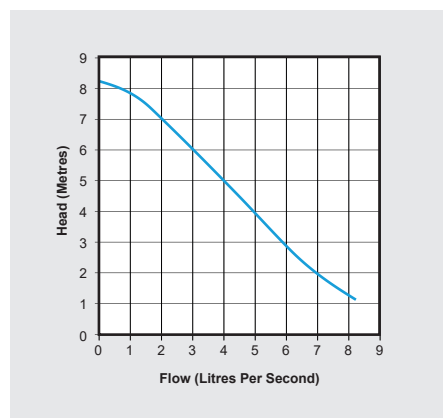
It is easy to install as inlets can be positioned to your requirements (inlet information to be supplied at time of order).

## KEY FEATURES

- The pumps' vortex impellor allows for high flow rates
- Twin pumps for added backup against pump failure
- 900 litres storage capacity
- 60° benching
- Compact chamber for limited space installations
- Ideal for an extension, outbuilding, basement or similar
- Variable inlet positions
- A range of alarms and remote alerts are available offering peace of mind
- Easy to install

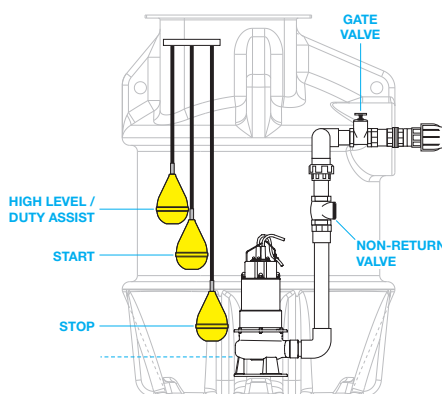


## PUMP CURVE



## DIMENSIONS (mm)

| CHAMBER         | Height | Diameter |       |
|-----------------|--------|----------|-------|
| Magna900Pro     | 1500   | 1100     |       |
| ACCESS COVER    | Width  | Length   | Depth |
| Clear opening   | 600    | 750      | —     |
| including frame | 710    | 860      | 35    |
| CONTROL PANEL   | Height | Width    | Depth |
| Enclosure       | 380    | 300      | 180   |



## TECHNICAL DATA

| CHAMBER                 |                                 |         |
|-------------------------|---------------------------------|---------|
| Internal pipework       | 2.5" (63 mm) OD PVC             |         |
| Discharge pipework      | 90 mm OD HDPE                   |         |
| Lifting eyes            | 4no                             |         |
| Capacity                | 900 litres                      |         |
| Chamber material        | Tank grade polyethylene         |         |
| Chamber colour          | White                           |         |
| PUMP                    | 1-phase                         | 3-phase |
| Number of pumps         | 2                               | 2       |
| Impeller type           | Vortex                          | Vortex  |
| Power supply            | 230 V                           | 415 V   |
| Rated current           | 6.0 A                           | 2.8 A   |
| Motor rating            | 750 W                           | 750 W   |
| Revolutions per minute  | 2900                            | 2900    |
| Max. vertical output    | 8.2 m                           | 8.2 m   |
| Max. flow rate          | 8.2 l/s                         | 8.2 l/s |
| Free passage            | 60 mm                           | 60 mm   |
| Max. liquid temperature | <40 °C                          | <40 °C  |
| Cable length            | 10 m                            | 10 m    |
| ACCESS COVER            |                                 |         |
| Material                | Galvanised steel                |         |
| Loading                 | Solid Top, PP Frame, (Facta AA) |         |
| Locking                 | Yes                             |         |
| CONTROL PANEL           | 1-phase                         | 3-phase |
| Material                | Plastic                         | Plastic |
| Volt free contact       | No                              | No      |
| Voltage                 | 240 V                           | 415 V   |
| Volted contact          | 24 V                            | 24 V    |
| LEVEL CONTROLS          |                                 |         |
| Type                    | Sewage float                    |         |
| Material                | Polyethylene                    |         |
| Cable length            | 10m                             |         |

## SUITABLE FOR



Below ground



New build



Retro-fit

## WASTE TYPE



Grey



Foul



Surface



Storm

## OPTIONAL EXTRAS



Pumps



Control equipment



Battery backup



Pipework (external)



Monitoring



Level controls



Access covers



Kiosks

All our products can be customised to your requirements. For more information on this please contact our sales team on 01442 211554.

## DELIVERING PUMPED AND DRAINAGE SOLUTIONS FOR OVER 25 YEARS

**Packaged pumping stations**

**Waste water pumping systems**

**Macerators and macerating toilets**

**Floor mounted pumping stations**

**Fat, oil and grease separating systems**

**Rainwater harvesting systems**

**Battery backup systems**

**Adoptable pumping stations**

**Submersible pumps**

**Accessories**



We provide pumped and drainage products and services to the public and private sectors, including residential, commercial, hospitality and retail.

We are proud of the long-term relationships we have built with our clients and partners, delivering cost effective, robust and dependable products and services.

### 12-MONTH GUARANTEE

Your products are protected by a 12-month guarantee. Please refer to our Terms and Conditions at [www.edincare.com](http://www.edincare.com)

### HOW TO ORDER

Order online at [www.edincare.com](http://www.edincare.com)  
Call Sales on 01442 211554  
Email [sales@edincare.com](mailto:sales@edincare.com)

### PROJECT SERVICES

- Project design
- Site surveys
- Installations
- Refurbishments

### AFTERSALES SERVICES

- Planned servicing
- Emergency call outs
- Commissioning
- Monitoring

### DRAINAGE SERVICES

- Tankering
- Jetting
- Drainage CCTV
- Surveys
- Cleaning and de-scaling
- Structural repairs
- Excavations
- Root cutting

### [www.edincare.com](http://www.edincare.com)

- Discover our products and services
- Order products online
- Case studies and articles
- Brochures and technical documents

## Protect your property with an Edincare Service Agreement

As with all pumped and drainage systems, regular maintenance is essential to ensure optimum performance and minimal downtime. Our Service Agreements comprises planned preventive maintenance visits at an agreed frequency, we also service other manufacturers' equipment regardless of type, make and age.

- ✓ Validates your building insurance
- ✓ Reduces the risk of failure
- ✓ Increases the life expectancy of your equipment
- ✓ Priority callouts and 24/7 out-of-hours service
- ✓ Reduced rates for emergency call outs
- ✓ Flexible payment options (Direct Debit)



+44 (0)1442 211554  
[info@edincare.com](mailto:info@edincare.com)

[www.edincare.com](http://www.edincare.com)  
edincarepumps

Unit 8, Heron Business Park, Eastman Way,  
Hemel Hempstead, Hertfordshire, HP2 7FW

Part of the Edincare Group of Companies [www.edincaregroup.com](http://www.edincaregroup.com)



Our policy is one of continuous product improvement, we reserve the right to change specifications and prices without prior notice. All information is given in good faith. No responsibility can be accepted for errors, omissions or incorrect assumptions. © Omni Pump International Ltd t/a Edincare Pumps & Edincare Drains. All rights reserved.