

SumpFlushTwin c/w Timer Control Panel

The SumpFlush Twin is a fully automatic waste water pumping system suitable for pumping surface and/or ground water to a higher level when gravity drainage is not possible and/or economical to install.

The system is suitable for installing either at the initial building stage or retro fitting to existing buildings and can accept waste from car parks, car washes, floor areas, down pipes, cavity membrane systems or similar.

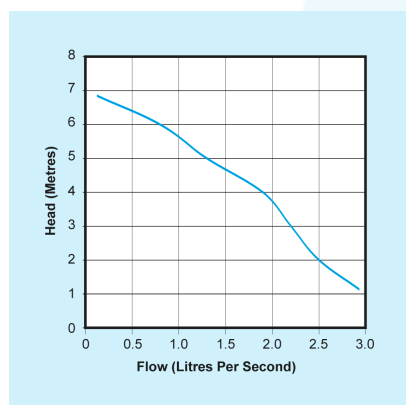
The system consists of a polyethylene tank with twin automatic waste water submersible pumps. A control panel is provided offering even wear for the two motors as well as a high level alarm and volt free contacts. It can accept surface and/or ground water through the grille located on the top of the unit or through two 110mm inlets located to the side (side inlets to be specified at time of order, grille cover is an additional option).

KEY FEATURES

- Control panel for timed changeover, high level alarm and volt free contacts
- Twin pumps for backup against breakdown
- Compact chamber for installation in small areas
- Reliable 'OpenFlow' waste water pump/s
- Supplied with a solid or grill cover
- Battery back up options available on request



PUMP CURVE



DIMENSIONS

CHAMBER	DIAMETER	HEIGHT
	600mm	600mm

ACCESS COVER	LENGTH	WIDTH	DEPTH
Clear opening	350mm	350mm	N/A
(incl. frame)	415mm	415mm	40mm

CONTROL PANEL	HEIGHT	WIDTH	DEPTH
	400mm	400mm	200mm

WEIGHT

TOTAL BOXED WEIGHT
32.5 KG

TECHNICAL SPECIFICATION

CHAMBER	
Colour	White
Material	Polyethylene
Capacity	100 l
Lifting eyes	No
Discharge size	1 1/4"

PUMP	
No. of pumps	2
Pump type	Vortex
Power supply	1 PHASE
Rated current	1.9A
Motor rating	180W
Revolutions per min.	2800rpm
Max. vertical	6.8m
Max. flow rate	2.9 l/sec
Frequency	50 Hz
Max liquid temp.	<40°C
Cable length	5m

ACCESS COVER	
Material	Galvanized Steel
Loading	Solid Top, (Facta AA)
Locking	Yes


CONTROL PANEL	
Material	Metal
Volt free contact	Yes
Voltage	240V
Volted contact	24V

LEVEL CONTROLS	
Material	Polyethylene
Cable length	5m

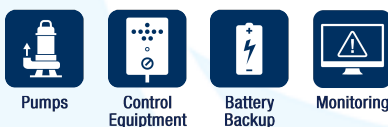
SUITABLE FOR



WASTE TYPE



OPTIONAL EXTRAS



All our products can be customised to your requirements. For more information on this please contact our Sales Team on **01442 211554**.

SumpFlushTwin c/w Timer Control Panel

PROJECTS

SITE SURVEYS

We offer no obligation On Site Surveys and Inspections of pumping schemes for refurbishment, installations, servicing, insurance assessment and general feasibility studies.

Our team of experienced Project Coordinators will survey your site to fully assess the specific requirements of your pumping scheme. Our Project Team will work with you to manage the process from start to finish.

The pumping scheme will be fully inspected mechanically, electrically and for operational capability with a full report of our findings, recommendations and quotation supplied.

PROJECT DESIGN

We offer a full in-house design service working from either site drawings, or where appropriate, undertake no obligation On Site Surveys.

Our Project Team will produce a detailed technical specification and quotation considering all technical parameters (application, location, flow rate, medium type, electrical supply plus ensure it adheres with current regulations).

Our Project Coordinators are trained in all technical aspects to ensure that the most cost effective and efficient solution is offered.

INSTALLATIONS

Our services range from the installation of new control equipment, submersible pumps through to full pump station refurbishments.

Customers can simply assign the responsibility for the installation to our Project Team knowing that our team of experienced Project Coordinators and Service Engineers will complete the installation on time and within budget.

Upon completion a handover service is offered where our technical representative will attend site and conduct an onsite demonstration of the equipment.

APPLICATION



AFTER SALES

We offer a comprehensive range of after sales services that include:

- Planned servicing
- Emergency call-outs
- Commissioning
- Monitoring
- Tankering and Jetting

Our engineers are fully trained in all aspects of working with pumped drainage systems, as well as being specifically trained in the use of gas detection equipment, confined space entry procedures and all relevant health and safety legislation.

Please contact our aftersales department on 01442 211554 for further information.

MAINTENANCE

The product should be inspected every three months.

A full visual inspection should be undertaken to the product to assess its overall condition, this must include all electrical and mechanical components.

In addition to the above it is important that the product undergoes regular servicing. As with all systems of this nature, regular maintenance is essential to ensure the system operates at its optimum level and fulfils its expected lifespan. The product must be maintained at intervals of:

- Once per annum - Single residential dwelling
- Twice per annum - Single residential dwelling where there is a risk of flooding as a result of product failure (for example, basement applications) & Multiple residential dwellings
- Four times per annum - Commercial premises

HEALTH & SAFETY

Edincare Pumps are registered with British Safety Council, Constructionline, Safe Contractor, CHAS, ISO, Basement Waterproofing Association, PCA, FORS & NICEIC demonstrating our commitment to Health and Safety and our quality of workmanship.

DELIVERING PUMPED SOLUTIONS NATIONWIDE

Edincare Pumps has been established for over 25 years specializing in the manufacture, project design, sale, commission, service and repair of pumped drainage solutions.

OUR PRODUCT RANGE

- Packaged pumping stations
- Waste water pumping systems
- Macerators & macerating toilets
- Floor mounted pumping stations
- Fat, oil & grease separating systems
- Rainwater harvesting systems
- Battery Backup Systems
- Adoptable Pumping Stations

CHOOSE WITH CONFIDENCE

- 1 year guarantee
- Service agreement
- Commissioning
- Availability

WWW.EDINCARE.COM ...

- Installation guide
- Technical drawing
- BIM drawing
- NBS Specification
- Catalogue