

# MaestroSanisplit

The MaestroSanisplit is a fully automatic macerator suitable for pumping waste from a complete bathroom to a higher level when gravity drainage is not possible and/or economical to install.

The system is suitable for installing either at the initial building stage or retro fitting to existing buildings and can accept waste connections from a toilet, basin, shower or bidet.

The system is ideal for commercial applications such as hotels and guesthouses, as standard domestic macerators are prone to blockages due to abuse leading to loss of revenue.

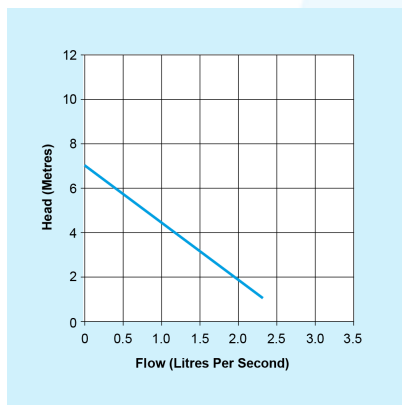
The MaestroSanisplit consists of two modules, the collection chamber and detachable pump module. Should a blockage occur the pump module can be removed for servicing and immediately replaced with a spare. This means that within minutes the system is fully operational.

## KEY FEATURES

- Detachable pump module for immediate replacement
- Ideal for hotels and guest houses
- Designed to accept wastes from a complete bathroom suite – WC, basin, shower and bidet



## PUMP CURVE



## DIMENSIONS

CHAMBER	LENGTH	WIDTH	HEIGHT
	450mm	175mm	270mm

## WEIGHT


TOTAL BOXED WEIGHT
10 KG

## TECHNICAL SPECIFICATION

CHAMBER	
Colour	White
Material	Plastic
Capacity	N/A
Lifting eyes	No
Discharge size	32mm

PUMP	
No. of pumps	1
Pump type	Macerator
Power supply	1 PHASE
Rated current	3A
Motor rating	600W
Revolutions per min.	2700rpm
Max. vertical	7m
Max. flow rate	2.25 l/sec
Frequency	50Hz
Max liquid temp.	<60°C intermittent
Cable length	1.2m

## SUITABLE FOR



Pumps

All our products can be customised to your requirements. For more information on this please contact our Sales Team on **01442 211554**.

## WASTE TYPE



## PROJECTS

### SITE SURVEYS

We offer no obligation On Site Surveys and Inspections of pumping schemes for refurbishment, installations, servicing, insurance assessment and general feasibility studies.

Our team of experienced Project Coordinators will survey your site to fully assess the specific requirements of your pumping scheme. Our Project Team will work with you to manage the process from start to finish.

The pumping scheme will be fully inspected mechanically, electrically and for operational capability with a full report of our findings, recommendations and quotation supplied.

### PROJECT DESIGN

We offer a full in-house design service working from either site drawings, or where appropriate, undertake no obligation On Site Surveys.

Our Project Team will produce a detailed technical specification and quotation considering all technical parameters (application, location, flow rate, medium type, electrical supply plus ensure it adheres with current regulations).

Our Project Coordinators are trained in all technical aspects to ensure that the most cost effective and efficient solution is offered.

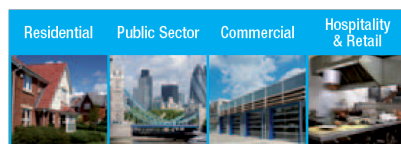
### INSTALLATIONS

Our services range from the installation of new control equipment, submersible pumps through to full pump station refurbishments.

Customers can simply assign the responsibility for the installation to our Project Team knowing that our team of experienced Project Coordinators and Service Engineers will complete the installation on time and within budget.

Upon completion a handover service is offered where our technical representative will attend site and conduct an onsite demonstration of the equipment.

## APPLICATION



## AFTER SALES

We offer a comprehensive range of after sales services that include:

- Planned servicing
- Emergency call-outs
- Commissioning
- Monitoring
- Tankering and Jetting

Our engineers are fully trained in all aspects of working with pumped drainage systems, as well as being specifically trained in the use of gas detection equipment, confined space entry procedures and all relevant health and safety legislation.

Please contact our aftersales department on 01442 211554 for further information.

## MAINTENANCE

The product should be inspected every three months.

A full visual inspection should be undertaken to the product to assess its overall condition, this must include all electrical and mechanical components.

In addition to the above it is important that the product undergoes regular servicing. As with all systems of this nature, regular maintenance is essential to ensure the system operates at its optimum level and fulfils its expected lifespan. The product must be maintained at intervals of:

- Once per annum - Single residential dwelling
- Twice per annum - Single residential dwelling where there is a risk of flooding as a result of product failure (for example, basement applications) & Multiple residential dwellings
- Four times per annum - Commercial premises

## HEALTH & SAFETY

Edincare Pumps are registered with British Safety Council, Constructionline, Safe Contractor, CHAS, ISO, Basement Waterproofing Association, PCA, FORS & NICEIC demonstrating our commitment to Health and Safety and our quality of workmanship.

## DELIVERING PUMPED SOLUTIONS NATIONWIDE

Edincare Pumps has been established for over 25 years specializing in the manufacture, project design, sale, commission, service and repair of pumped drainage solutions.

## OUR PRODUCT RANGE

- Packaged pumping stations
- Waste water pumping systems
- Macerators & macerating toilets
- Floor mounted pumping stations
- Fat, oil & grease separating systems
- Rainwater harvesting systems
- Battery Backup Systems
- Adoptable Pumping Stations

## CHOOSE WITH CONFIDENCE

-  1 year guarantee
-  Service agreement
-  Commissioning
-  Availability

## WWW.EDINCARE.COM ...

-  Installation guide
-  Technical drawing
-  BIM drawing
-  NBS Specification
-  Catalogue